

## Instructions on how to access a few of the databases from your home

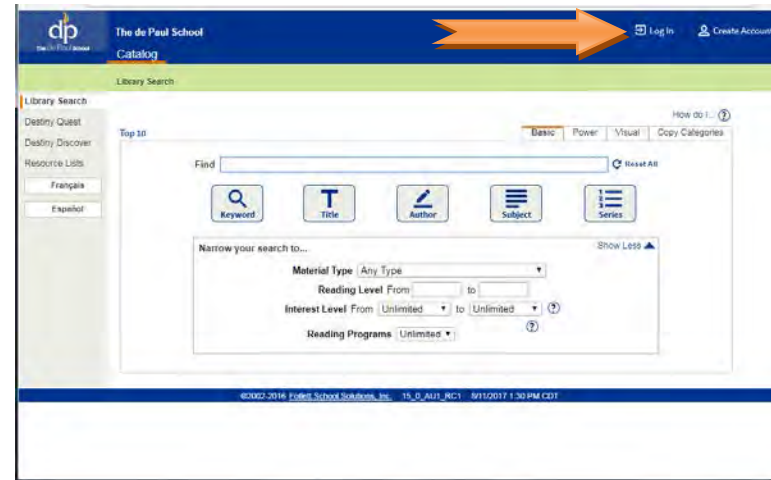
1. Type the school web page address: <https://www.depaulschool.org>. Place your cursor under “de Paul Families.” A scroll down menu will be revealed. Select the “Library Portal” option.



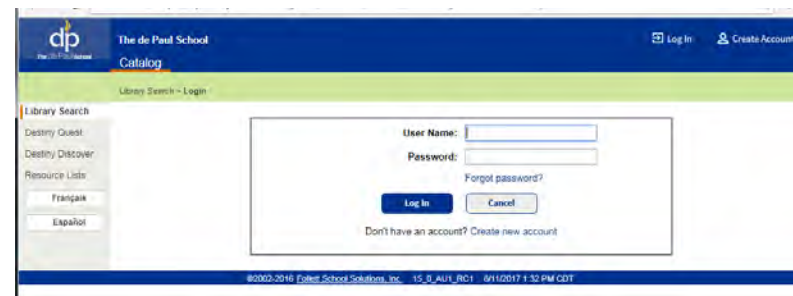
2. Click on the “Classic Library Catalog” button.



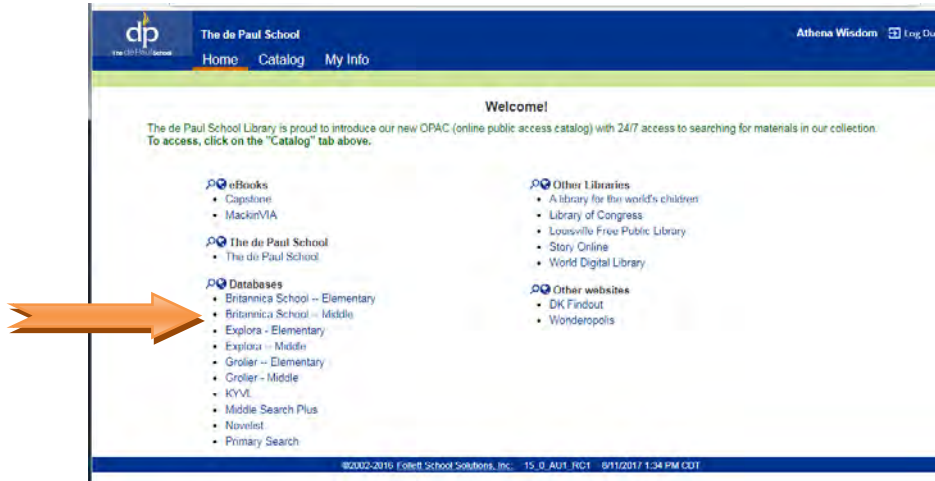
3. Click on the “Log In” button in the upper right hand corner.



4. Type your username and password and then click on the “Log In” button (blue colored button) immediately below.



5. Under the Databases subheading, select and click on one of the featured databases. To access additional databases click on KYVL or type the following URL address: <http://www.kyvl.org>



6. Before proceeding to the database that you have selected you will be asked to sign in by typing your username and password. Please keep in mind that **this is not the username and password** that you type in school when you log in to your laptop. If you do not remember your username and your password please ask one of the librarians or your teacher.

